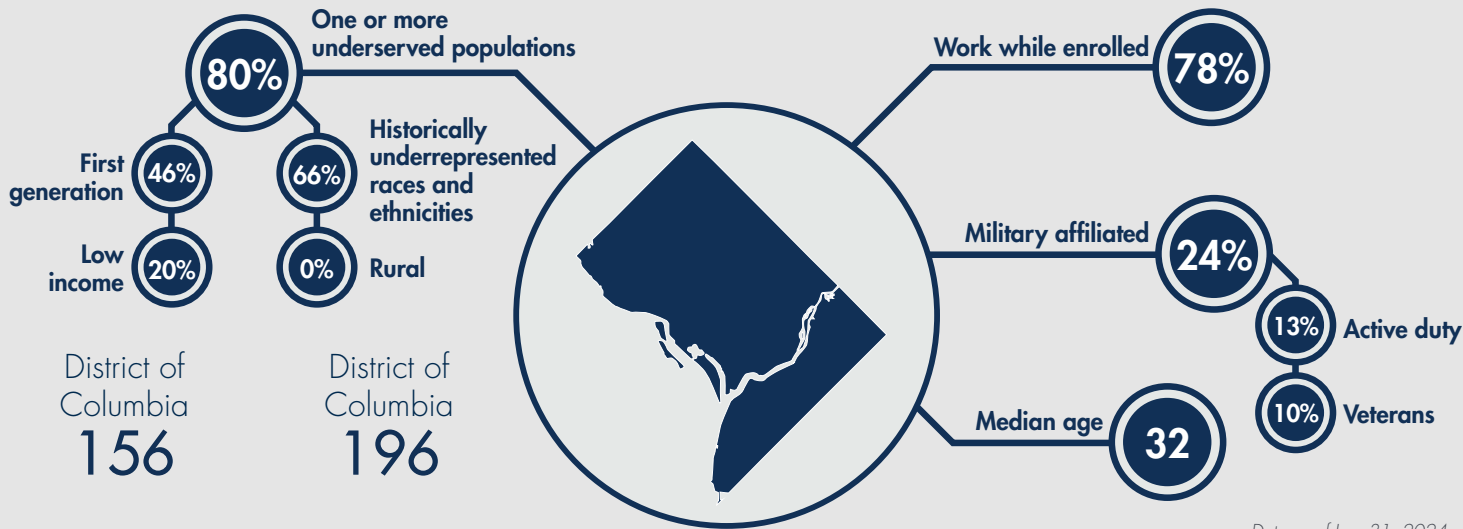


WGU and District of Columbia



Data as of Jan. 31, 2024

District of Columbia and WGU at a Glance

68,540

District of Columbia residents with some college but no credential as of July 31, 2021¹

\$8,010

Average annual cost in 2022 for WGU undergraduate programs, compared to a national average of \$16,618²

\$46,300

Amount of WGU scholarship funding awarded to District of Columbia students in 2023

District of Columbia Student Enrollment



9

Students enrolled in the Leavitt School of Health



19

Students enrolled in the School of Education



89

Students enrolled in the School of Technology



39

Students enrolled in the School of Business

Education Benefiting Adult Learners

Western Governors University was founded by governors to help solve unmet workforce needs in high-demand career fields. WGU offers personalized learning to students through its flexible, competency-based model.

172,229

Total Enrolled U.S. Students

357,078

Degrees Awarded

318,824

Graduates

Data as of January 31, 2024

A Better Return on Student Investment

\$20,025

Average total cost to earn a bachelor's degree at WGU

Source: WGU Internal Data



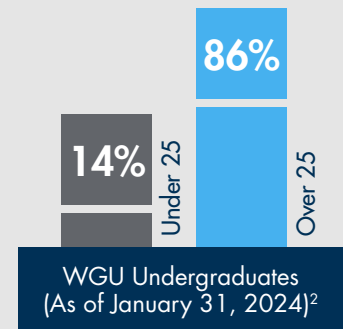
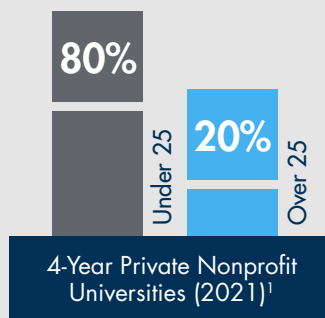
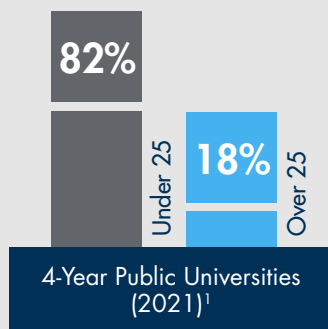
Source: 2023 Harris Poll

\$826,000

Average increase in lifetime earnings for individuals who earn a bachelor's degree at WGU

Source: 2022 Gallup Survey

Age Distribution of Undergraduates in the U.S.



¹U.S. Department of Education, National Center for Education Statistics, Integrated Postsecondary Education Data System (IPEDS), Fall Enrollment component final data (2003 - 2019) and provisional data (2021)., ²WGU demographic data.

The Highest Form of Accreditation

WGU is accredited by the Northwest Commission on Colleges and Universities (NWCCU), an institutional accreditation body of colleges and universities. Regional accreditation is the most rigorous in the country.



wgu.edu/inyourstate

[WGU Advocacy](#)

[@wgu](#)